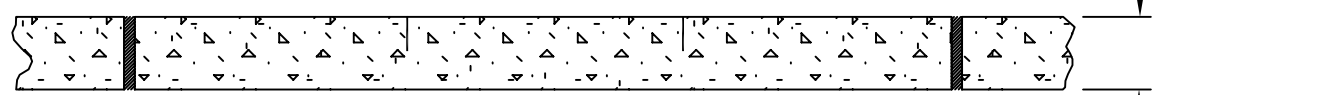
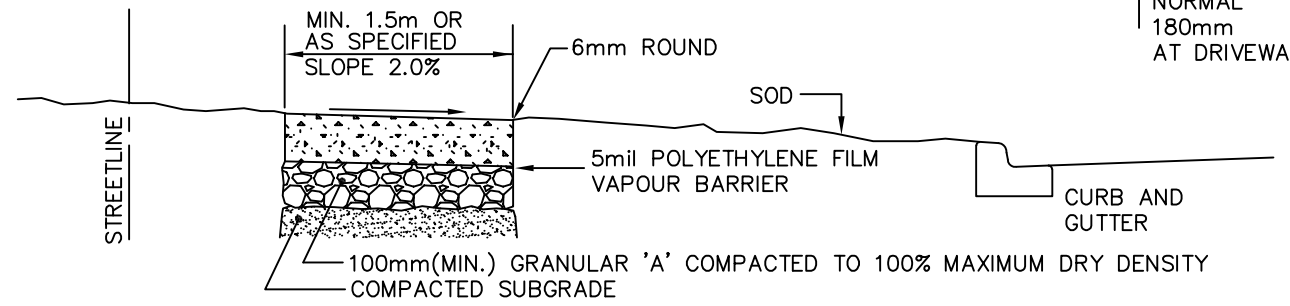


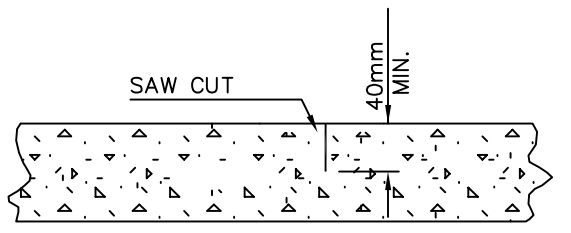
**PLAN**



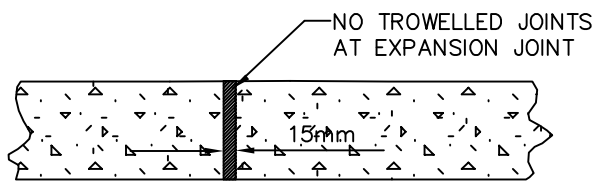
**LONGITUDINAL SECTION**



**BOULEVARD SECTION**



**SECTION A-A  
CONTRACTION JOINT DETAIL**



**SECTION B-B  
EXPANSION JOINT DETAIL**

**NOTES:**

1. EXPANSION JOINTS ARE REQUIRED WHERE THE SIDEWALK ABUTS OTHER CONCRETE STRUCTURES, WALKS, CURBS, UTILITY POLES, HYDRANTS, MANHOLES AND AT ANY OTHER LOCATION AT THE DISCRETION OF THE ENGINEER.
2. CONTRACTION JOINTS TO BE SAW CUT WITHIN 24 HOURS OF CONCRETE PLACEMENT. DUST FROM SAW CUTTING TO BE MINIMIZED.
3. CONCRETE TO CONFORM TO OPSS 1350, 32 MPa., 5%–8% AIR CONTENT & A MAXIMUM SLUMP OF 80mm.
4. CONSTRUCTION TO CONFORM TO OPSS 351.
5. TESTING IN ACCORDANCE WITH CITY OF PICKERING MINIMUM TESTING REQUIREMENTS.
6. 102x102 MW13.3xMW13.3 WELDED WIRE FABRIC TO BE PLACED 50mm ABOVE THE BOTTOM SURFACE OF THE SIDEWALK IN INDUSTRIAL AND COMMERCIAL DRIVEWAYS ONLY.

All dimensions are in millimetres unless otherwise noted.

City of Pickering		Engineering Services Department	
DRAWN P.HELGESEN	<b>STANDARD SIDEWALK</b>		REVISION NO. 1
APPROVED R. STARR			DATE NOVEMBER 2019
DATE MAY 2012			P-610