






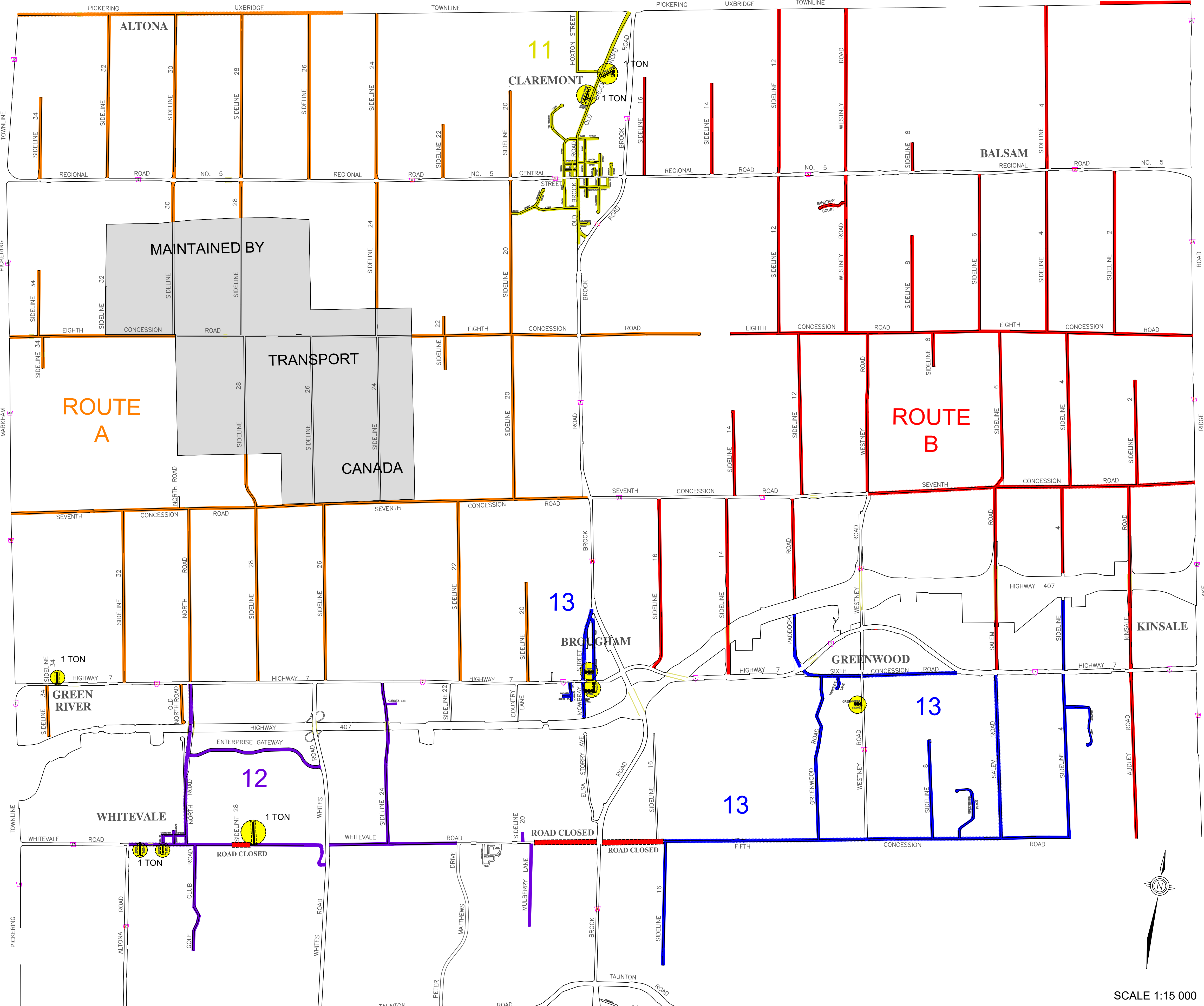


**WINTER CONTROL - MAINTENANCE SERIES  
PLOWING ROUTES ONLY**

**ROUTE LEGEND**

- |   |  |   |  |
|---|--|---|--|
|  | <b>RURAL ROUTE A</b><br>GRADER (70.8 Km's) |  | <b>RURAL ROUTE B</b><br>GRADER (55.2 Km's) |
|  | <b>RURAL ROUTE 11</b><br>TRUCK (13.5 Km's) |  | <b>RURAL ROUTE 12</b><br>TRUCK (18.8 Km's) |
|  | <b>1 TONNE ROUTE</b><br>TRUCK (1.2 Km's)   |  | <b>RURAL ROUTE 13</b><br>TRUCK (26.9 Km's) |
|  | <b>RURAL PRIORITY ROUTES</b>               |   |  |



ALL RESIDENCE ARE RESPONSIBLE TO MOVE PARKED CARS ON STREET (AS PER PARKING BY-LAW 2359/87)

SCALE 1:15 000

CUSTOMER CARE CENTRE No. 905-683-7575

City of Pickering  
Produced by the Operations Department  
Base map data compiled by the Planning & Development Department.  
Protected by Copyright. May Not be Reproduced without Permission.  
Information Revision Date: October 2021  
Base Map Revision Date: October 2021