







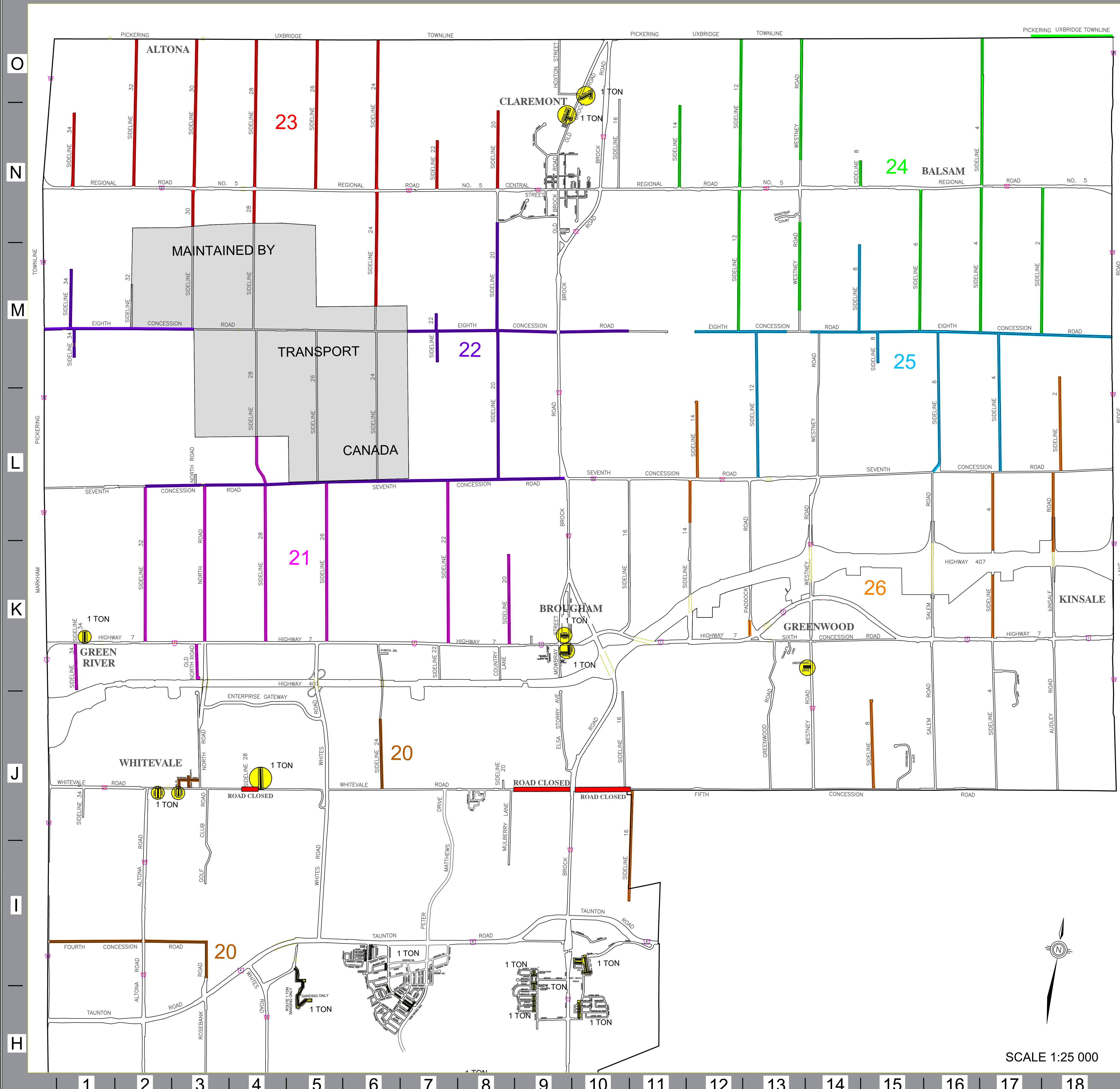


WINTER CONTROL
- MAINTENANCE SERIES -
RURAL AREA - WINTER SANDING ROUTE MAP

ROUTE LEGEND

	ROUTE 20 TRUCK (8.6 Km's)		ROUTE 23 TRUCK (14 Km's)
	ROUTE 21 TRUCK (11.9 Km's)		ROUTE 24 TRUCK (17.6 Km's)
	ROUTE 22 TRUCK (16.0 Km's)		ROUTE 25 TRUCK (13.8 Km's)
	1 TONNE ROUTE		ROUTE 26 TRUCK (9.8 Km's)

NOTE: The Sand Mixture Treatment is only applied to Loose Surface (Gravel) Roads



SCALE 1:25 000

CUSTOMER CARE CENTRE No.
905-683-7575

City of Pickering
Produced by the Operations Department
Base map data compiled by the Planning & Development Department.
Protected by Copyright. May Not be Reproduced without Permission.
Information Revision Date: October 2022
Base Map Revision Date: October 2022